


AM2/K8 socket standard cooler installation


The AM2/ K8 socket looks like this.



The standard cooler has clips on both sides that look like these.




Side A




Side B

Push "Side A" clip onto the bracket as shown below.



Push down on "Side B" to attach to the other side of bracket.



Flip the lever over to the final position below to lock into place.

